

BRIDGES

www.bridges.com

Interest Profiler and Career Exploration Activities

Creating a Portfolio

1. Go to www.bridges.com and select the "Sign In" link for Parents or Students in the lower left section of the page.
2. Select the Create a New Portfolio link.
3. Enter the Site ID and Site Password for your student's school. (see Step 1 below)
 - a. Username: 0039818
 - b. Password: Jupiter (all lowercase)
4. Select "Parent" or "student" in the first field. Fill in the other information. (See the Step 2 sample form below.)
5. We strongly encourage you to enter a valid e-mail address, as the system will automatically send your portfolio credentials to that e-mail address for your future reference.
6. After you've created the portfolio, the system will automatically sign you in.
7. You may now go directly into Choices Planner using the badges under Your Tools. Or you may choose to remain in the sign-in area to browse the articles on guiding your student through the career exploration and planning process.
8. Once your portfolio is created, you may use this portfolio name and password to sign in from the main sign-in box on www.bridges.com if you prefer.

Step 1

CREATE YOUR PORTFOLIO


Once you've created your portfolio, you'll only need your portfolio name and password to get access to all your stuff.

Step 1 of 2 – Enter your site ID and password

Required Information

Site ID:



Site Password:

[Continue](#) 

[Return to product](#)

Forgot your Site ID or password? Please contact your school for access information.

Step 2



Create Your Portfolio

Once you've created your portfolio, you'll only need your portfolio name and password to get access to all your information. Keep in mind that teachers and administrators at your school may view your portfolio information.

Required Information [Clear All](#)

You are a:

First name: Your personal data will be secure.

Last name:


Portfolio name: A portfolio name must be unique (an e-mail address, for example), it must be at least 4 characters and it cannot have spaces or be all numbers. You may use letters, numbers and the characters @ _ - .

Portfolio password: A password must be between 4 and 16 characters in length and cannot be the same as your portfolio name. You may use letters, numbers and the characters @ - _ .

Confirm Password: Type the password again to confirm it.

Optional Information

Your e-mail: Your portfolio password will be sent to this address if you ever forget it.

Return to [Welcome Page](#) [Create Your Portfolio](#) 

Interest Profiler

1. The Interest Profiler will have you take an interest inventory, which will identify jobs and areas that match your interests.
2. Complete the Interest Inventory
3. Read over the information and results page after the quiz.
4. Read over the 'careers that match your interest inventory'

***** Take the time to explore the website for job search, career information, college information, building a resume, completing a cover letter, and many other useful tools.*****